

Genetic Summary Report

Animal Name: Allambie Mighty

Owner:


Jackie Hunter

Membership Number : 226

Member Body/Breed Club: Koolie Club of Australia Inc

Approved Collection Method: No





Scan to authenticate
this Report online

Genetic Summary Report

Owner's details

Name:	Jackie Hunter
-------	---------------

Animal's Details

Registered Name :	
-------------------	--

Pet Name :	Allambie Mighty
------------	-----------------

Registration Number :	
-----------------------	--

Breed: :	Koolie
----------	--------

Microchip Number :	953010005026704
--------------------	-----------------

Sex: :	Female
--------	--------

Date of Birth :	9th May 2021
-----------------	--------------

Colour :	
----------	--

Sample Collection Details

Case Number :	24163487
---------------	----------

Collected By :	
----------------	--

Approved Collection :	No
-----------------------	----

Sample Type :	SWAB
---------------	------

Test Details

Test Requested :	Koolie "Worboys" - Full Breed Profile
------------------	---------------------------------------

Pet Name :	Allambie Mighty
------------	-----------------

Date of Test :	7th Oct 2024
----------------	--------------

Authorisation

Sample with Lab ID Number 24163487 was received at Orivet Genetics, DNA was extracted and analysed with the following result reported:

Orivet Genetic Analyst



Scan to authenticate
this Report online

Genetic Summary Report

Health Tests Reported

Breed Sense	Diseases	Result
✓	Cobalamin Malabsorption: Cubilin Deficiency (Border Collie Type)	NORMAL (N/N) - [NO VARIANT DETECTED]
✓	Collie Eye Anomaly/Choroidal Hypoplasia	NORMAL (N/N) - [NO VARIANT DETECTED]
✓	Cystinuria (SLC3A1) (Australian Cattle Dog Type)	NORMAL (N/N) - [NO VARIANT DETECTED]
✓	Degenerative Myelopathy	NORMAL (N/N) - [NO VARIANT DETECTED]
✓	Goniodysgenesis and Glaucoma (Border Collie)	NORMAL (N/N) - [NO VARIANT DETECTED]
✓	Hyperuricosuria	NORMAL (N/N) - [NO VARIANT DETECTED]
✓	Ivermectin Sensitivity MDR1 (Multi Drug Resistance)	NORMAL (N/N) - [NO VARIANT DETECTED]
✓	Multifocal Retinopathy CMR1 (Mastiff/Bull Breeds Type)	NORMAL (N/N) - [NO VARIANT DETECTED]
✓	Neuronal Ceroid Lipofuscinosis 5 (Border Collie Type)	NORMAL (N/N) - [NO VARIANT DETECTED]
✓	Neuronal Ceroid Lipofuscinosis NCL 12 (Cattle Dog Type)	NORMAL (N/N) - [NO VARIANT DETECTED]

Owner's Name : Jackie Hunter

Pet Name : Allambie Mighty

Microchip Number 953010005026704

Approved Collection Method : No



Scan to authenticate
this Report online

Genetic Summary Report

Health Tests Reported (Continued)


Breed Sense	Diseases	Result
✓	Primary Lens Luxation	NORMAL (N/N) - [NO VARIANT DETECTED]
✓	Progressive Rod Cone Degeneration (prcd) - PRA	NORMAL (N/N) - [NO VARIANT DETECTED]
✓	Raine Syndrome Dental Hypomineralisation (Border Collie)	NORMAL (N/N) - [NO VARIANT DETECTED]
✓	Sensory Neuropathy (Border Collie Type)	NORMAL (N/N) - [NO VARIANT DETECTED]
✓	Trapped Neutrophil Syndrome (Border Collie Type)	NORMAL (N/N) - [NO VARIANT DETECTED]
	Myotonia Hereditaria (Cattle Dog Type)	NORMAL (N/N) - [NO VARIANT DETECTED]

Owner's Name : Jackie Hunter

Pet Name : Allambie Mighty

Microchip Number 953010005026704

Approved Collection Method : No



Scan to authenticate
this Report online

Genetic Summary Report

Health Tests Reported (Continued)


Breed Sense	Traits	Result
✓	A Locus (Agouti)	a^t/a^t - TAN POINTS/BLACK & TAN or TRICOLOUR MAY BE BRINDLED [SEE K LOCUS]
✓	Brown Deletion = B^d	B^d/B^d - DOES NOT CARRY BROWN/RED/LIVER or CHOCOLATE [DELETION]
✓	Brown Insertion = B^c	B^c/B^c - DOES NOT CARRY BROWN/RED/LIVER or CHOCOLATE [INSERTION]
✓	Brown Stop Codon = B^s	B^s/b^s - CARRIER OF BROWN/LIVER/RED/CHOCOLATE [STOP CODON]
✓	Brown TYRP1 [Lancashire Heeler Type] = B^l	B^l/B^l - DOES NOT CARRY BROWN/LIVER [TYRP1]
✓	Curly Coat/Hair Variant 1	NEGATIVE FOR THE R151W (CU/CU) VARIANT - NOT SHOWING THE CURLY COAT PHENOTYPE
✓	D (Dilute) Locus	D/d - CARRIER OF DILUTE [WILL HAVE NORMAL PIGMENT]
✓	E Locus (Cattle Dog Cream Variant) e^2	E^2/E^2 - DOMINANT BLACK DOES NOT CARRY "AUSTRALIAN CATTLE DOG" TYPE CREAM
✓	E Locus - (Cream/Red/Yellow)	E/E - DOMINANT BLACK DOES NOT CARRY YELLOW/RED/WHITE
✓	EM (MC1R) Locus - Melanistic Mask	E^m/E^n - ONE COPY OF MASK ALLELE DETERMINED BY A SERIES
✓	I Pheomelanin Locus Colour Intensity	I/i - ONE COPY OF THE MFSD12 INTENSITY/CREAM ALLELE (NOT LIKELY TO SHOW EXTREME DILUTION)

Owner's Name : Jackie Hunter

Pet Name : Allambie Mighty

Microchip Number 953010005026704

Approved Collection Method : No



Scan to authenticate
this Report online

Genetic Summary Report

Health Tests Reported

Breed Sense	Traits	Result
✓	K Locus (Dominant Black)	k^y/k^y - RECESSIVE NON- BLACK [COLOUR PATTERN DETERMINED BY A LOCUS]
✓	Long Hair Gene - L1 (Canine C95F)	CARRIER - CARRYING ONE COPY OF THE PHENOTYPE
✓	M Locus (Merle/Dapple)	m [171bp] / M [265 to 268bp] - CLASSIC MERLE/DAPPLE [RANDOM "MIXED" AREAS OF DILUTED COLOUR]
✓	Natural Bob Tail (Short Tail Phenotype)	NEGATIVE - NOT SHOWING THE PHENOTYPE
✓	Pied (BOTH SINE and REPEAT VARIANTS)	S/S - NO PIEBALD, WHITE SPOTTING, FLASH OR PARTI COAT COLOUR
✓	Shedding (MC5R)	shd/shd [HIGH SHEDDING] - TWO COPIES OF THE shd (MC5R) VARIANT DETECTED REFER TO R151W (IC) FOR LEVEL OF SHEDDING
	Coat Composition CFA28 Gene (Double/Single Coat)	UDC/UDC - NO COPY OF THE DOUBLE COAT (DENSE UNDERCOAT) PHENOTYPE DETECTED
	Dilute D2 Variant (Chow Chow Type)	D^2/D^2 - NO COPY OF d2 ALLELE (DILUTE) - PIGMENT IS NORMAL
	E Locus (Artic Breeds Pale/Yellow/White Variant) e3	E^3/E^3 - DOMINANT BLACK DOES NOT CARRY "HUSKY TYPE" PALE YELLOW/WHITE

Owner's Name : Jackie Hunter

Pet Name : Allambie Mighty

Microchip Number 953010005026704

Approved Collection Method : No

Glossary of Genetic Terms (Results)



NORMAL (N/N) - [NO VARIANT DETECTED]

No presence of the variant (mutation) has been detected. The animal is clear of the disease and will not pass on any disease-causing mutation.

CARRIER (P/N) - [ONE COPY OF THE VARIANT DETECTED]

This is also referred to as HETEROZYGOUS. One copy of the normal gene and copy of the affected (mutant) gene has been detected. The animal will not exhibit disease symptoms or develop the disease. Consideration needs to be taken if breeding this animal – if breeding with another carrier or affected or unknown then it may produce an affected offspring.

POSITIVE (P/P) - [TWO COPIES OF THE VARIANT DETECTED]

Two copies of the disease gene variant (mutation) have been detected also referred to as HOMOZYGOUS for the variant. The animal may show symptoms (affected) associated with the disease. Appropriate treatment should be pursued by consulting a Veterinarian.

POSITIVE HETEROZYGOUS [ONE COPY OF THE DOMINANT VARIANT DETECTED]

Also referred to as POSITIVE ONE COPY or POSITIVE HETEROZYGOUS. This result is associated with a disease that has a dominant mode of inheritance. One copy of the normal gene (wild type) and affected (mutant) gene is present. Appropriate treatment should be pursued by consulting a Veterinarian. This result can still be used to produce a clear offspring.

NORMAL BY PARENTAGE HISTORY

The sample submitted has had its parentage verified by DNA. By interrogating the DNA profiles of the Dam, Sire and Offspring this information together with the history submitted for the parents excludes this animal from having this disease. The controls run confirm that the dog is NORMAL for the disease requested.

NORMAL BY PEDIGREE

The sample submitted has had its parentage verified by Pedigree. The pedigree has been provided and details (genetic testing reports) of the parents have been included. Parentage could not be determined via DNA profile as no sample was submitted.

NO RESULTS AVAILABLE

Insufficient information has been provided to provide a result for this test. Sire and Dam information and/or sample may be required. This result is mostly associated with tests that have a patent/license and therefore certain restrictions apply. Please contact the laboratory to discuss.

INDETERMINABLE

The sample submitted has failed to give a conclusive result. This result is mainly due to the sample failing to "cluster" or result in the current grouping. A recollection is required at no charge.

DNA PROFILE

Also known as a DNA fingerprint. This is unique for the animal. No animal shares the same DNA profile. An individual's DNA profile is inherited from both parents and can be used for verifying parentage (pedigrees). This profile contains no disease or trait information and is simply a unique DNA signature for that animal.



Glossary of Genetic Terms (Results)



PARENTAGE VERIFICATION/ QUALIFIES/CONFIRMED OR DOES NOT QUALIFY/EXCLUDED

Parentage is determined by examining the markers on the DNA profile. A result is generated and stated for all DNA parentage requests. Parentage confirmation reports can only be generated if a DNA profile has been carried out for Dam, Offspring and possible Sire/s.

PENDING

PENDING

TRAIT (PHENOTYPE)

A feature that an animal is born with (a genetically determined characteristic). Traits are a visual phenotype that range from colour to hair length, and also includes certain features such as tail length. If an individual is AFFECTED for a trait then it will show that characteristic eg. AFFECTED for the B (Brown) Locus or bb will be brown/chocolate.

POSITIVE – SHOWING THE PHENOTYPE

The animal is showing the trait or phenotype tested.

CLARIFICATION OF GENETIC TESTING

The goal of genetic testing is to provide breeders with relevant information to improve breeding practices in the interest of animal health. However, genetic inheritance is not a simple process, and may be complicated by several factors. Below is some information to help clarify these factors.

The goal of genetic testing is to provide breeders with relevant information to improve breeding practices in the interest of animal health. However, genetic inheritance is not a simple process, and may be complicated by several factors. Below is some information to help clarify these factors.

- 1) Some diseases may demonstrate signs of what Geneticists call "genetic heterogeneity". This is a term to describe an apparently single condition that may be caused by more than one mutation and/or gene
- 2) It is possible that there exists more than one disease that presents in a similar fashion and segregates in a single breed. These conditions –although phenotypically similar – may be caused by separate mutations and/or genes.
- 3) It is possible that the disease affecting your breed may be what Geneticists call an "oligogenic disease". This is a term to describe the existence of additional genes that may modify the action of a dominant gene associated with a disease. These modifier genes may for example give rise to a variable age of onset for a particular condition, or affect the penetrance of a particular mutation such that some animals may never develop the condition.

The range of hereditary diseases continues to increase and we see some that are relatively benign and others that can cause severe and/or fatal disease. Diagnosis of any disease should be based on pedigree history, clinical signs, history (incidence) of the disease and the specific genetic test for the disease. Penetrance of a disease will always vary not only from breed to breed but within a breed, and will vary with different diseases. Factors that influence penetrance are genetics, nutrition and environment. Although genetic testing should be a priority for breeders, we strongly recommend that temperament and phenotype also be considered when breeding.

Orivet Genetic Pet Care aims to frequently update breeders with the latest research from the scientific literature. If breeders have any questions regarding a particular condition, please contact us on (03) 9534 1544 or admin@orivet.com and we will be happy to work with you to answer any relevant questions.